



MEA ENGINEERING COLLEGE-PERINTHALMANNA

(ISO 9001: 2015 Certified & NAAC Accredited Institution)

Approved by AICTE and Affiliated to APJ Abdul Kalam Technological University

Vengoor P.O., Pattikkad Via., Malappuram Dist., Kerala, PIN - 679 325

STUDENT SATISFACTION SURVEY ANALYSIS AND ACTION TAKEN REPORT

Academic Year 2022-23

The survey had been conducted through Google forms during the end of the academic year, nearly 71% of the students participated in that survey. The responses are consolidated and reports are analyzed and further action taken on the less than 70% score.

Student Satisfaction Survey Questionnaire with Average Score

Q.NO	Questions	Options	In the scale of 4
1	How much of the syllabus was covered in the class?	85 to 100%(4)	3.14/4
		70 to 84%(3)	
		55 to 69%(2)	
		30 to 54% (1)	
		Below 30%(0)	
2	How well did the teachers prepare for the classes?	Thoroughly(4)	3.3/4
		Satisfactorily(3)	
		Poorly(2)	
		Indifferently(1)	
		Won't teach at all(0)	



[Signature]
21/8/23

Principal

Tel : 04933 - 277 556 , 277558, email: info@meaec.edu.in, Website: www.meaec.edu.in

Managed by : The Muslim Educational Association

3	How well were the teachers able to communicate?	Always effective(4)	3.326/4
		Sometimes effective(3)	
		Just satisfactory(2)	
		Generally ineffective(1)	
		Very poor communication(0)	
4	The teacher's approach to teaching can best be described as	Excellent(4)	3.04/4
		Very good(3)	
		Good(2)	
		Fair(1)	
		Poor(0)	
5	Fairness of the internal evaluation process by the teachers.	Always fair(4)	3.33/4
		Usually fair(3)	
		Some times unfair(2)	
		Usually unfair(1)	
		Unfair(0)	
6	Was your performance in assignments discussed with you?	Every time(4)	3.09/4
		Usually(3)	
		Occasionally/Sometimes(2)	
		Rarely(1)	
		Never(0)	
7	The institute takes active interest in promoting internship, student exchange, field visit	Regularly(4)	2.6/4
		Often(3)	
		Sometimes(2)	
		Rarely(1)	
		Never(0)	
8	The teaching and mentoring process in your institution facilitates you in cognitive, social and emotional growth	Significantly(4)	
		Very well(3)	




 Principal
 MEA Engineering College
 Perinthalmanna


		Moderately(2)	2.83/4
		Marginally(1)	
		Not at all(0)	
9	The institution provides multiple opportunities to learn and grow.	Strongly agree(4)	2.82/4
		Agree(3)	
		Neutral(2)	
		Disagree(1)	
		Strongly disagree(0)	
10	Teachers inform you about your expected competencies, course outcomes and programme outcomes	Every time(4)	3.11/4
		Usually(3)	
		Occasionally/Sometimes(2)	
		Rarely(1)	
		Never(0)	
11	Your mentor does a necessary follow-up with an assigned task to you.	Every time(4)	3.1/4
		Usually(3)	
		Occasionally/Sometimes(2)	
		Rarely(1)	
		I don't have a mentor(0)	
12	The teachers illustrate the concepts through examples and applications.	Every time(4)	3.06/4
		Usually(3)	
		Occasionally/Sometimes(2)	
		Rarely(1)	
		Never(0)	
13	The teachers identify your strengths and encourage you with providing right level of challenges	Fully(4)	2.88/4
		Reasonably(3)	
		Partially(2)	
		Slightly(1)	
		Unable to(0)	




 Principal
 MEA Engineering College
 Perinthalmanna

14	Teachers are able to identify your weaknesses and help you to overcome them	Every time(4)	2.76/4
		Usually(3)	
		Occasionally/Sometimes(2)	
		Rarely(1)	
		Never(0)	
15	The institution makes effort to engage students in the monitoring, review and continuous quality improvement of the teaching learning process	Strongly agree(4)	2.97/4
		Agree(3)	
		Neutral(2)	
		Disagree(1)	
		Strongly disagree(0)	
16	The institute/ teachers use student centric methods, such as experiential learning, participative	To a great extent(4)	2.97/4
		Moderate(3)	
		Some what(2)	
		Very little(1)	
		Not at all(0)	
17	Teachers encourage you to participate in extracurricular activities.	Strongly agree(4)	2.83/4
		Agree(3)	
		Neutral(2)	
		Disagree(1)	
		Strongly disagree(0)	
18	Efforts are made by the institute/ teachers to inculcate soft skills, life skills and employability	To a great extent(4)	2.95/4
		Moderate(3)	
		Somewhat(2)	
		Very little(1)	
		Not at all(0)	
19	What percentage of teachers use ICT tools such as LCD projector, Multimedia, etc. while	Above 90%(4)	2.95/4
		70 - 80%(3)	





 Principal
 MEA Engineering College
 Perinthalmanna

		50 - 69%(2)	3.14/4
		30-49%(1)	
		Below 29%(0)	
20	The overall quality of teaching-learning process in your institute is very good	Strongly agree(4)	3.0/4.0
		Agree(3)	
		Neutral(2)	
		Disagree(1)	
		Strongly disagree(0)	

CONSOLIDATED RESPONSE FOR 2022-2023

SL.NO	Questionnaire	4	3	2	1	0	Index	Percentage
1	How much of the syllabus was covered in the class?	283	122	28	21	46	0.7875	78.75
2	How well did the teachers prepare for the classes?	176	304	16	3	3	0.8255	82.55
3	How well were the teachers able to communicate?	224	226	42	5	3	0.8315	83.15
4	The teacher's approach to teaching can best be described as	149	245	89	12	5	0.7605	76.05
5	Fairness of the internal evaluation process by the teachers.	233	217	38	8	4	0.8335	83.35
6	Was your performance in assignments discussed with you?	178	226	66	24	6	0.773	77.3
7	The institute takes active interest in promoting internship, student exchange, field visit opportunities for students	144	151	104	66	35	0.6515	65.15
8	The teaching and mentoring process in your institution facilitates you in cognitive, social and emotional growth	131	215	112	25	17	0.709	70.9
9	The institution provides multiple opportunities to learn and grow.	106	241	122	19	12	0.705	70.5
10	Teachers inform you about your expected competencies, course outcomes and programme outcomes	186	216	72	17	9	0.7765	77.65




 Principal
 MEA Engineering College
 Perinthalmanna

11	Your mentor does a necessary follow-up with an assigned task to you.	175	22	71	26	7	0.77575	77.57
12	The teachers illustrate the concepts through examples and applications.	155	242	88	10	5	0.766	76.6
13	The teachers identify your strengths and encourage you with providing right level of challenges	151	204	99	28	18	0.721	72.1
14	Teachers are able to identify your weaknesses and help you to overcome them.	142	191	94	51	22	0.69	69
15	The institution makes effort to engage students in the monitoring, review and continuous quality improvement of the teaching learning process.	138	221	106	21	14	0.724	72.4
16	The institute/ teachers use student centric methods, such as experiential learning, participative learning and problem solving methodologies for enhancing learning experiences.	140	256	71	19	14	0.7445	74.45
17	Teachers encourage you to participate in extracurricular activities.	141	195	121	27	16	0.709	70.9
18	Efforts are made by the institute/ teachers to inculcate soft skills, life skills and employability skills to make you ready for the world of work.	153	227	79	24	17	0.7375	73.75
19	What percentage of teachers use ICT tools such as LCD projector, Multimedia; etc. while teaching.	212	186	68	29	5	0.7855	78.55
20	The overall quality of teaching-learning process in your institute is very good	146	242	90	11	11	0.7505	75.05



[Handwritten signature]
21/8/23


Principal
MEA Engineering College
Perinthalmanna

ACTION TAKEN REPORT BASED ON THE SURVEY

All the teaching learning parameters are satisfied as per the IQAC Guideline. We take action only when the parameter goes below 65% conformities



IQAC Director
Haneesh Babu K. T.
Vice Principal
MEA Engineering College
Perinthalmanna



Principal
Principal
MEA Engineering College
Perinthalmanna

